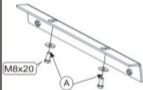


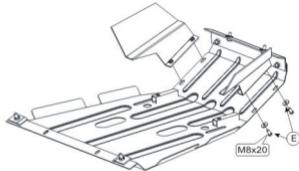
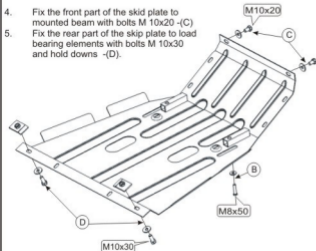
# VAZ 2123 Niva Chevrolet

Body: Years.: 2003 -; V: 1.7;  
VIN:- MT TYPE :27.653

1. Remove OE dustguard.
2. Fix the skid plate's beam to regular fixing points with bolts M 8x20 -(A).



4. Fix the front part of the skid plate to mounted beam with bolts M 10x20 -(C)
5. Fix the rear part of the skid plate to load bearing elements with bolts M 10x30 and hold downs -(D).



6. Fix lateral protective wings with bolts M 8x20 -(E).
7. Tighten all screw joints.

2 x Hold down



2 x Beam



2 x Wing



6 x M 8x20  
2 x M 8x50  
2 x M 10x20  
2 x M 10x30



8 x 8  
4 x 10