

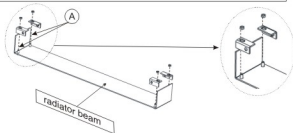
Peugeot 307

Year:2001-;

Vol: All

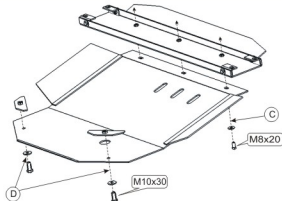
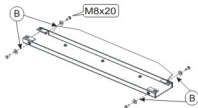
TYPE :17.528

VIN:-



1. Disassemble the skid plate to component parts.
2. Loosen 4 regular nuts M8 on the radiator beam and fix special straps on exempted bolts.
3. Put nuts on bolts but do not tighten them yet (A).

4. Fix the front part of the skid plate to mounted special straps with bolts M 8x20 (B). Tighten bolts and only after it tighten the 4 regular nuts.



5. Fix straps on the front axle beam corners.
6. Fix the skid plate's body to installed front part with bolts M 8x20 (C).
7. Fix the rear part of the skid plate's body to mounted straps with bolts M 10x30 (D).
8. Tighten all screw joints.

