

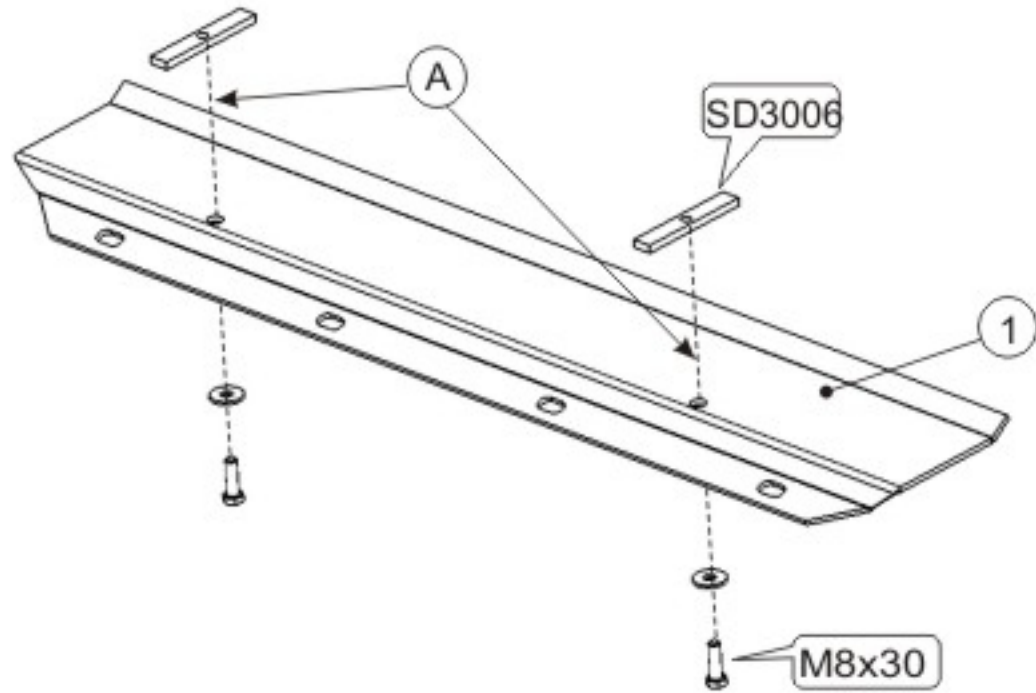
# Peugeot 106

Year:1997-;

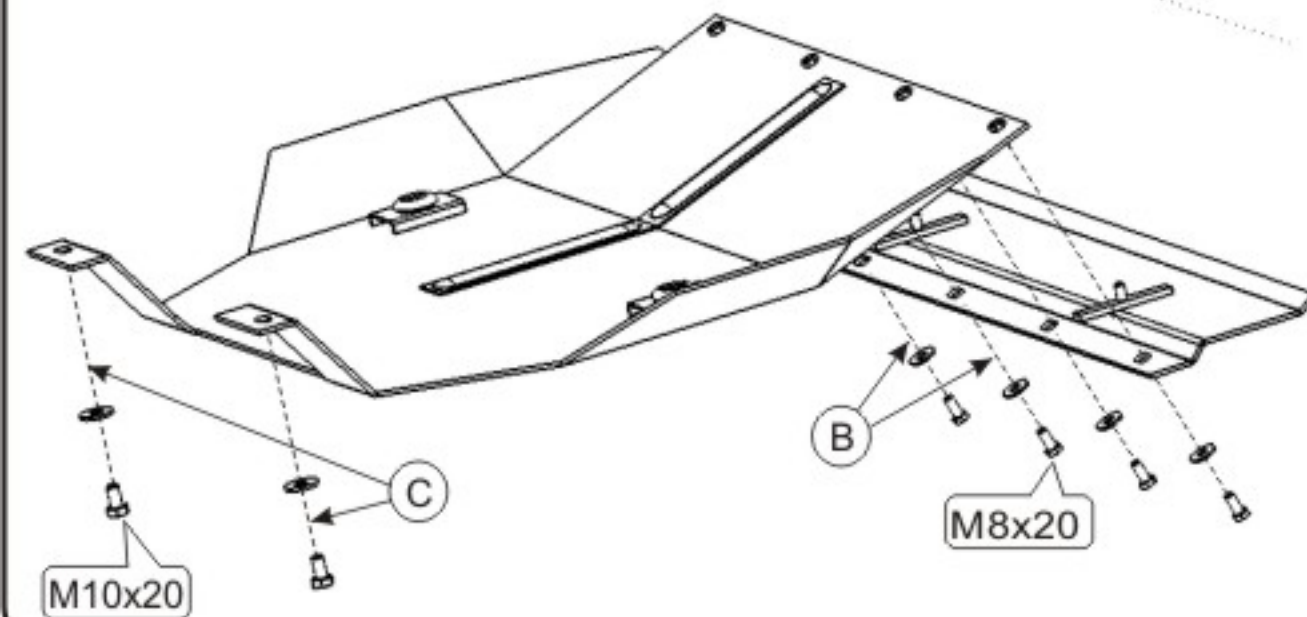
V: 1,1; 1.3

TYPE :17.442

VIN:-



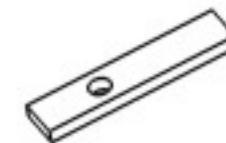
1. Disassemble the skid plate to component parts.
2. Fix element '1' to radiator beam with bolts M 8x30 and straps SD 3006 (A).
3. Fix the skid plate to installed element with bolts M 8x20 (B).
4. Fix the rear part of the skid plate to the front axle beam apertures with bolts M 10x20.
5. Tighten all screw joints.



4 x M 8x20  
2 x M 8x30  
2 x M 10x30



6 x 8  
2 x 10



2 x 90x15x45 - SD 3006