

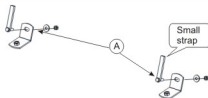
# Mitsubishi Lancer

Year:2003-;

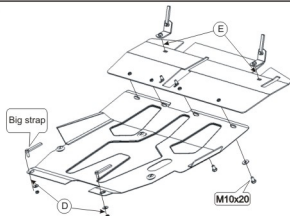
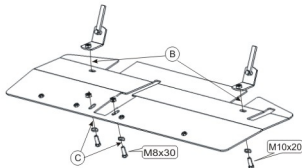
V: 1.3; 1,6; 2.0

VIN:- JMBSNCS3A4U000000

TYPE :14.515



1. Disassemble the skid plate to component parts.
2. Fasten the towing lug of the skid plate to the radiator's beam using the small straps and nuts (A).
3. Fasten the front part of the skid plate to the already mounted towing lug with M 10x20 bolts (B); and to the engine support with M 8x30 bolts and nuts (C).



4. Fasten the main part of the skid plate to the already mounted parts, and in the rear to the apertures on the front axle beam using the big straps and M 10x20 bolts (D), (E).
5. Tighten all screw joints.

